

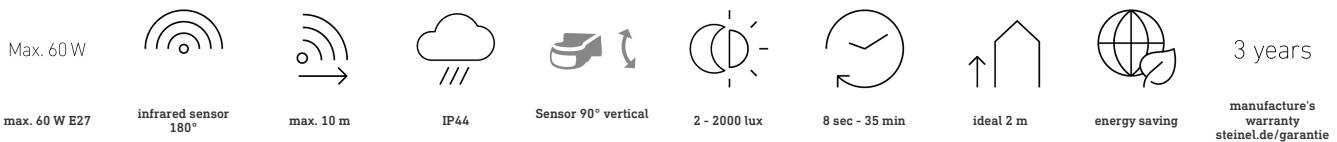
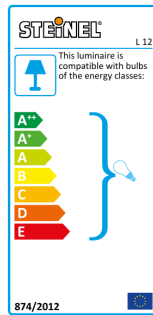
Sensor-switched outdoor light

L 12

Silver

EAN 4007841 657918

Article number 657918



Function description

Looks really good, pricewise too. Designer sensor-switched outdoor light L 12, ideal for building entrances and building fronts, 180° angle of coverage, reach up to 10 m, selectable time and twilight threshold, sensor tilts through 90° for exact adjustment of the detection zone, aluminium trim panel.

Technical specifications

Dimensions (L x W x H)	108 x 155 x 272 mm
Mains power supply	230 – 240 V / 50 Hz
Mounting height max.	3,00 m
Sensor Technology	passive infrared
Output	60 W
Interconnection	No
Slave modeselectable	No
With lamp	No
Lamp	All-purpose lamp
Base	E27
With motion detector	Yes
Detection angle	180 °
Sneak-by guard	Yes
Capability of masking out individual segments	Yes
Electronic scalability	No
Mechanical scalability	No
Reach, radial	r = 3 m (14 m ²)
Reach, tangential	r = 10 m (157 m ²)

Photo-cell controller	Yes
Twilight setting	2 – 2000 lx
Time setting	8 s – 35 Min.
Basic light level function	No
Soft light start	No
Impact resistance	IK03
IP-rating	IP44
Protection class	II
Ambient temperature	-20 – 40 °C
Housing material	Aluminium
Cover material	Plastic, opal
Manufacturer's Warranty	3 years
Settings via	Potentiometers
With remote control	No
Cover material	sticker
Version	Silver
PU1, EAN	4007841657918

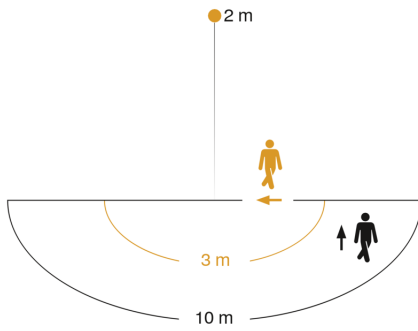
Sensor-switched outdoor light

L 12

Silver
EAN 4007841 657918
Article number 657918



Detection Zone



Mögliche Montagehöhe: 1,80 m – 3,00 m
Orange: radial
Schwarz: tangential

Dimension Drawing

